



CRST115F

尺寸(Dimensions):29X12.7X15.7mm

特点 Features

- 1,线圈功耗低 Low coil power consumption.
- 2,功耗低 Low coil consumption.
- 3,体积小,重量轻 Small size,Light weight .
- 4,可直接焊接在印刷细路板中 PC board mounting.
- 5,可用于自动装置,通讯设备,无线电遥控,声控玩具 Suitable for automation facilities,telecommunication equipment,household electrical appliance,wireless radio remote control,sound control toys application etc

订货信息 Ordering information

CRST115F--2C--S-12 08--L

1 2 3 4 5 6

- 1,型号 Part number: CRST115F
- 2,触点形式 Contact arrangement: 1A:1A(SPST);2A:2A(DPST);1C:1C(SPDT);2C:2C(DPDT)
- 3,封装形式:S:试水式;无:防尘式 Enclosure: S:Sealed type; Nil:Dust cover
- 4,线圈额定电压 Coil Rated voltage(V):DC:3,5,6,9,12,24,48
- 5,触点电流 Coil rated voltage(V):8A,12A,16A
- 6,线圈功耗 Coil power consumption:无 Nil 0.72W;低功耗 L:0.41W

触点数据 Contact data

触点形式 Contact Arrangement	1A(1H)(SPST NO);2A(DPST NO);1C(1Z)(SPDT);2C(2Z)(DPDT)			
触点材料 Contact Material	AgCdO, AgSnO ₂			
触点负载(阻性) Contact Rating(Resistive)	触点形式 Contact Arrangement	1A,1C	1A,1C	2A,2C
	阻性 Resistive	16A/250VAC;30VDC 1A:20A/120VAC	12A/250VAC;30VDC	8A/250VAC;30VDC
	感性 Inductive	8A/250VA;30VDC	6A/250VAC;5A/30VDC	4A/250VAC,3A/30VDC
最大切换功率 Max.Switching Power	阻性 Resistive	480W 4000VA	300W 2500VA	150W 1250VA
	感性 Inductive	240W 2000VA	150W 1875VA	90W 500VA
最大切换电压 Max.Switching Voltage	125VDC 440VAC 最大切换电流 Max.Switching Current:20A			
触点阻性或压降 Contact Resistance or Voltage Drop	≤100mΩ			
寿命 Operation Life	电气 Electrical	10 ⁵		
	机械 Mechanical	10 ⁷		

线圈参数 Coil Parameter

线圈电压 Coil voltage (VDC)		线圈电阻 Coil Resistance Ω ± 10%	吸合电压 VDC(最大) Pick up Voltage VDC(Max) (额定电压的 70%) (70% of rated voltage)	释放电压 VDC Release voltage VDC(Min) (额定电压的 10%) (10% of rated voltage)	线圈功耗 Coil power consumption (W)	动作时间 Operate Time (mS)	释放时间 Release Time (mS)
额定 Rated	最大 Max						
5	6.5	61	3.5	0.5	0.41	≤10	≤5
12	15.6	351	8.4	1.2			
24	21.2	1405	16.8	2.4			
12	15.6	200	8.4	1.2	0.72	≤10	≤5
24	31.2	800	16.8	2.4			

注意:1,使用的线圈电压低于线圈额定电压时将会损害继电器的工作。 2,吸合,释放电压仅供检测用,不是设计的使用指标。

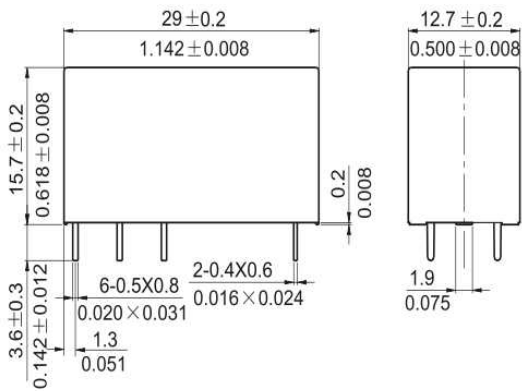
Caution:1,The use of any coil voltage less than the rated coil voltage will compromise the operation of the relay.

2,Pick up and release voltage are for test purposes only and are not be used as design criteria.

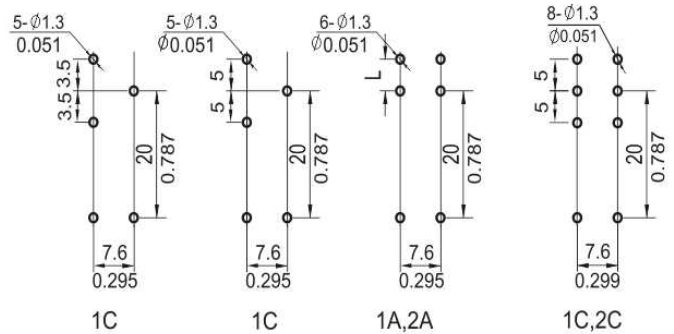
技术特性 Operation condition

绝缘电阻 Insulation Resistance	最小 1000M Ω min(at 500VDC)
介质耐压 Dielectric Strength	
断开触点间 Between Contacts	50Hz 500V
触点与线圈间 Between Contacts and Coil	50Hz 500V
耐冲击 Shock Resistance	100m/s ² 11ms
抗振性 Vibration Resistance	10~55Hz 双振幅 Double amplitude 1.5mm
引出端强度 Terminals Strength	10N
可焊性 Solderability	235±2℃ 3±0.5s℃
环境温度 Ambient Temperature	-40~85℃
相当湿度 Relative Humidity	85%(at 40℃)
质(重)量 Mass	11g~12g

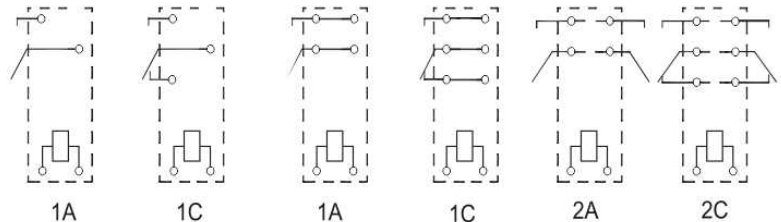
外形尺寸 Dimensions(mm/Inch)



外形尺寸图
Dimensions



安装尺寸图 (底视图)
Mounting (Bottom view)



接线图 (底视图)
Wiring diagram
(Bottom view)

- 注: 1) 尺寸以毫米为单位。
NOTES Dimensions are in millimeters.
2) 给出的等量英寸值仅供参考。
Inch equivalents are given for general information only

参考数据 Reference Data

